

Period displayed is for season 2007/2008 between the 01/10/2007 and the 30/09/2008

[Return to index](#)

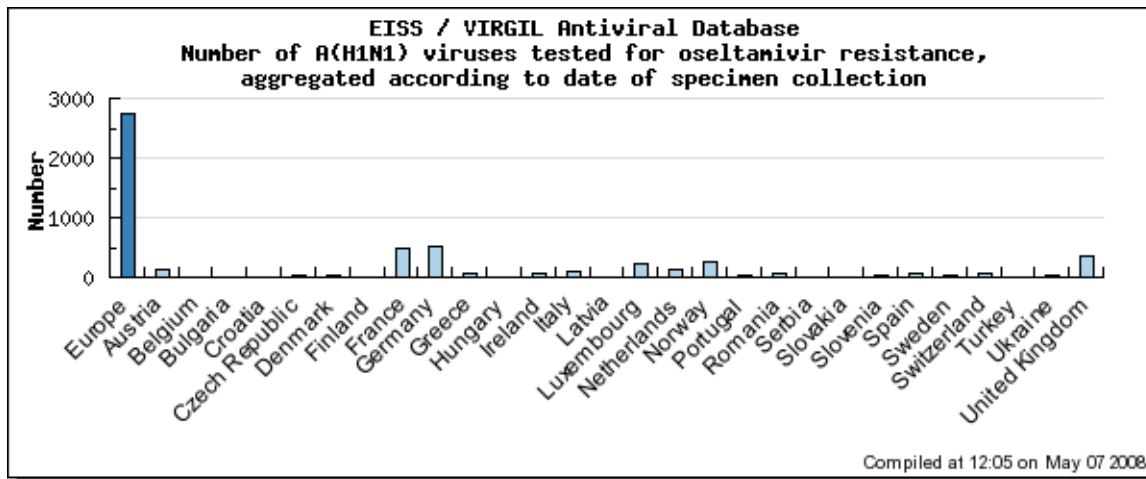
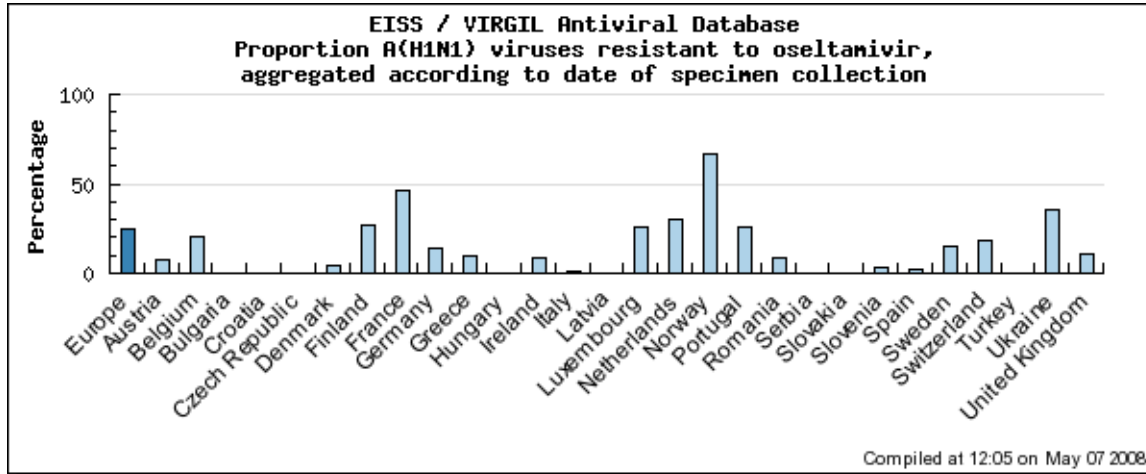
**A(H1N1) viruses resistant to oseltamivir,
aggregated according to date of specimen collection**

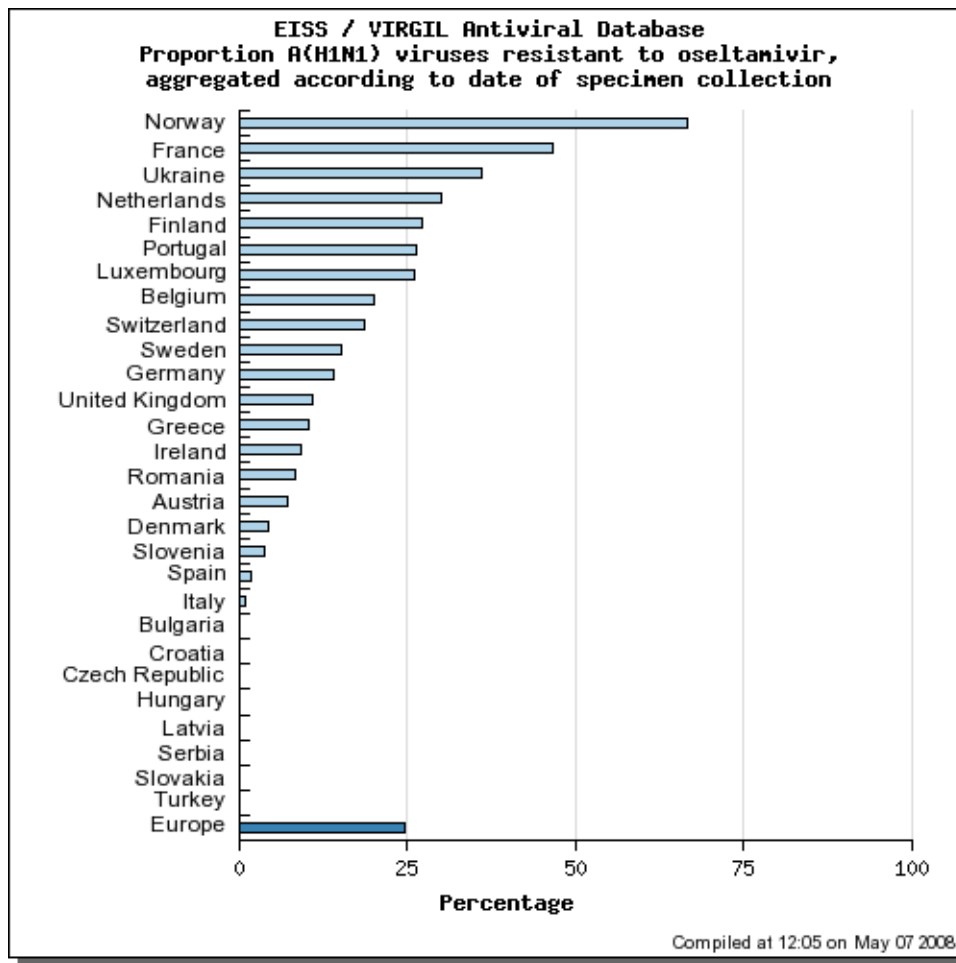
Country	A(H1N1) viruses tested for resistance	A(H1N1) viruses resistant to oseltamivir [*]	Proportion A(H1N1) viruses resistant to oseltamivir
Austria	128	9	7.0
Belgium	5	1	20.0
Bulgaria	9	0	
Croatia	6	0	
Czech Republic	24	0	
Denmark	46	2	4.3
Finland	11	3	27.3
France	496	231	46.6
Germany	526	73	13.9
Greece	49	5	10.2
Hungary	12	0	
Ireland	55	5	9.1
Italy	111	1	0.9
Latvia	15	0	
Luxembourg	226	59	26.1
Netherlands	140	42	30.0
Norway	252	168	66.7
Portugal	19	5	26.3
Romania	49	4	8.2
Serbia	13	0	
Slovakia	5	0	
Slovenia	28	1	3.6
Spain	59	1	1.7
Sweden	20	3	15.0
Switzerland	54	10	18.5
Turkey	3	0	
Ukraine	25	9	36.0
United Kingdom	341	37	10.9
Europe [#]	2727	669	24.5

^{*} IC50 value > 100 nM or H274Y mutation

[#] Europe represents the 33 European countries in EISS (www.eiss.org)
Counties not reporting data: Cyprus, Estonia, Lithuania, Malta, Poland

Compiled at 12:02 on May 07 2008





System © 1996-2008 Quad Logic